



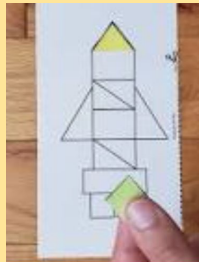
# Monday

## Literacy

- Look at the song "Zoom Zoom Zoom we're going to the Moon" on You Tube.
- Make a list ABC of all the space words you can think of eg A astronaut, B blastoff, C controls...
- Write a note to tell your parents where you're going and what you might do there.
- Watch you tube story [If I were an astronaut](#)

## Maths

- Count backwards from 10, 20
- Create a rocket ship using shapes: rectangles, circles, squares, triangles.
- Throw a dice if you throw a:  
1 you can draw a rocket  
2 put on your astronaut suit  
3 put on your boots  
4 put on your helmet  
5 buckle up your seat belt  
6 you can go to the moon



## Play Based

- Design and make your own rocket ship using lego, a box, or some of the furniture in your house.
- Pack a bag with 5 things you're going to take with you.
- Create a control panel with switches, levers, buttons and lights.



# Tuesday

## Literacy

- Pick one of your soft toys to have a pretend birthday party for. Make birthday invitations for their other soft toy friends or your family.
- Make and write a birthday card for your toy.
- Write a story about your best ever birthday.

## Maths

- Bake a real cake for your party - lots of measuring fun!
- How old is your soft toy? How old will it be in 2 years? What about in 5 years? In 10 years? In 25 years?
- Can you find toys around your house that are these shapes to wrap as pretend presents? Circle, square, rectangle, triangle, cylinder, cone.
- How old are the people in your bubble? Who is the oldest? Who is youngest?
- What months are the birthdays of people in your family and extended family? Can you order the months of the birthdays in your family?

## Play Based

- What could you make a birthday cake from? Cardboard boxes and tape? Playdough? Lego?
- Make some party decorations.
- Make a party hat.
- Make a present for your soft toy.
- Have fun using the things you have made to throw a party for your soft toy. Don't forget to sing Happy Birthday!



# Wednesday

## Literacy

- Listen to a Youtube story of Jack and the Beanstalk.
- Can you think of 5 words that start with each the letters in beanstalk? (Just do 'a' once),
- What Casey shapes can you find in beanstalk and how many of each?
- Write a story - What would you do if you had a hen that laid golden eggs?

## Play Based

- Draw a picture of the Giants castle.. Colour and decorate. - use for your maths activity.
- Build a lego giant.
- Find leaves in the garden and attach to your lego beanstalk.

## Maths

- Pop your castle on a wall/the fridge, and see if you can build a lego beanstalk to the castle.
- Can you get it to balance.
- How many blocks did you use?
- What coloured blocks did you use?
- How many of each colour did you use?
- Measure the beanstalk next to you and take a photo and post on Facebook for your teacher/class to see how big your beanstalk is compared to you.



# Thursday

## Literacy


- Follow the instructions on [this video](#) to draw a shark. Write about your shark! What adventures could it get up to? Is your shark a kind shark or a scary shark?
- Listen to [Clark the Shark](#). Write down some ways that you can share like Clark the Shark in your bubble!

## Maths

- Hide your favourite toy. Create a treasure map for someone in your bubble to follow to find the toy!
- With a family member, each have a piece of paper and a pen. First you are to draw a building without the other person looking. You then need to give them step-by-step instructions to draw a building to look like yours e.g. draw a rectangle, put a triangle on top of the rectangle.

## Play Based

- Design and make a shark out of cardboard or any recycled materials you have around your house. Share your beautiful creations with your teachers :)
- Find a range of different ways to move around the outside of your house - skip, side-step, run, hop etc. Time yourself and see if you can beat your time. You could also race some people in your bubble to get your heart rate up!



# Friday

## Literacy

- **Spring time** - Using these letters, how many words can you make. You have 2 minutes and go! Share your list with your teacher.
- Write a story about this picture.



## Maths

- Spring time - Go for a walk with your family and spot as many daffodils, blossom trees as you can. Keep count of how many you see.
- You need lego/pasta/counters and 2 dice. Roll 1 dice and get that many pieces, roll the 2nd dice and get that amount of pieces. Add them together. Can you write this as an equation?



## Play Based

- Using muffin cases, can you make a spring picture. Please take a photo and send to your teacher
- Using lego, can you make a daffodil?
- Do you have daffodils in your garden? Pick a daffodil and put it in your neighbours letterbox - write a wee note to say hi.

